

WASHINGTON STATE COMMUNITY ECONOMIC REVITALIZATION BOARD

3 YEARS IN REVIEW

A visual review through 36 months of projects and projections.

Rural Broadband Program

\$13,450,000 Awarded

**COST PER CONNECTION
\$935**



8 PORT Projects
\$6,927,351

3 SPECIAL PURPOSE Projects
\$3,816,649

3 TRIBAL Projects
\$2,706,000

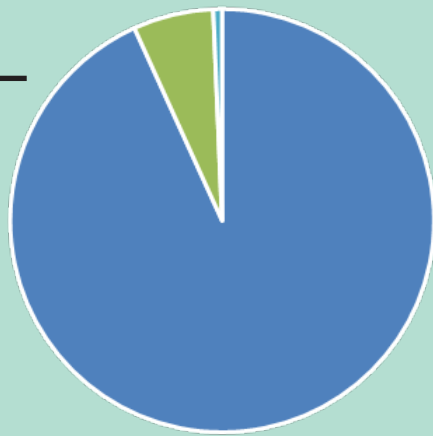


14,391 Connections

45 Communities
13,412 Households
882 Businesses
97 Anchor Institutions

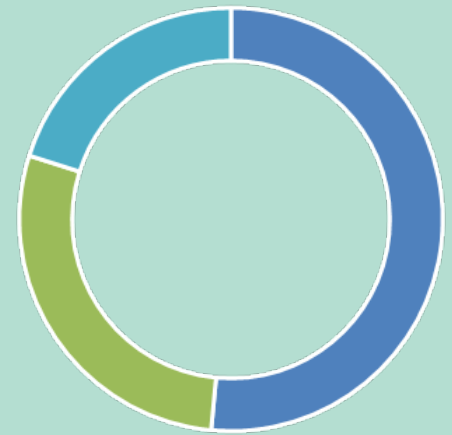
Applicants

**MATCH
\$9,090,822**



72 ISPs

100% Increased Speed



■ Households ■ Businesses ■ Anchor Inst.

■ Port ■ Special Purpose ■ Tribe


PIPELINE

2018-21: 21 CERB Funded Broadband Planning Studies

Assumptions: 75% of the original studies could return to CERB for construction funding at an average of \$1.0 million per project.




12 Construction Projects



**\$12M CERB
Construction Funds**



60 ISPs



**12,834
Connections**



\$8.4M Match



ECONOMIC REVITALIZATION

CERB