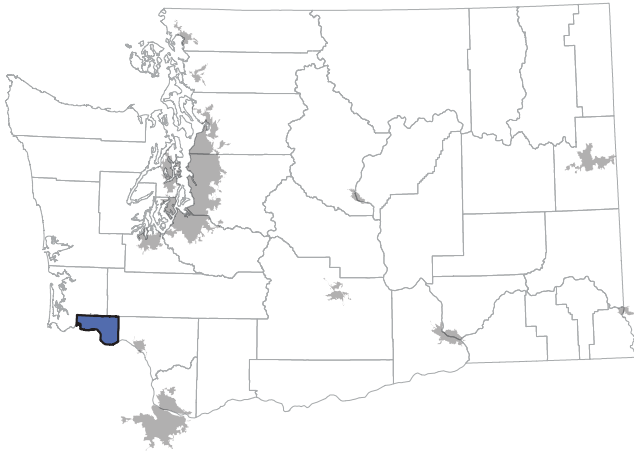


# WAHKIAKUM COUNTY

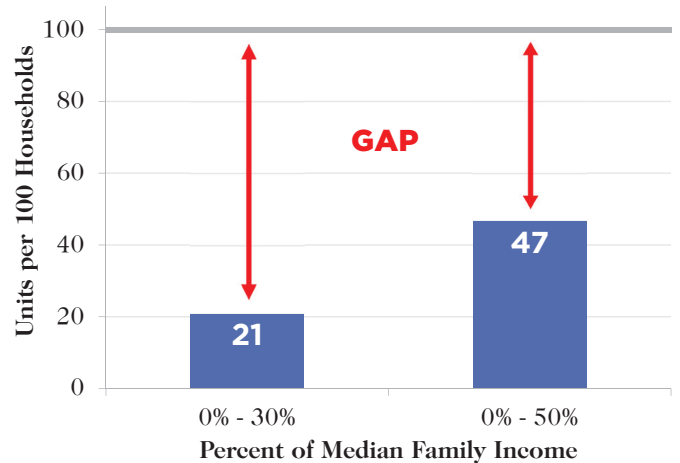
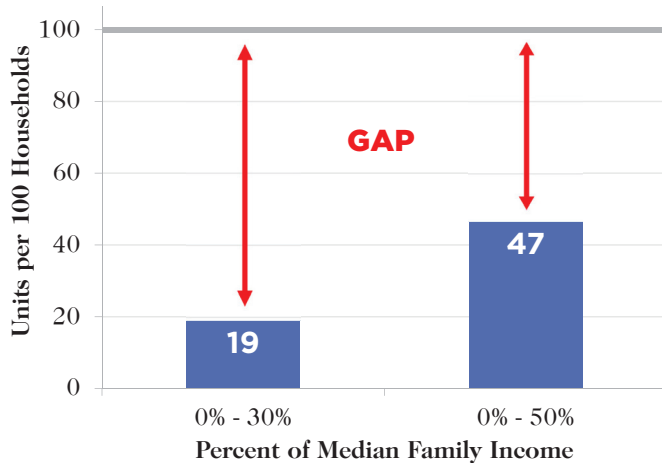


- Population: 4,003
- Area: 275 miles<sup>2</sup>
- Households: 1,699
- Median Family Income: \$55,600
- Low-income Renter Households: 245
- Subsidized Housing Units: 19

## Affordable Housing Gap

Affordable and Available Housing Units for Every 100 Households

Forecasted Affordable and Available Housing Units for Every 100 Households in 2019



## Housing Market

How Much of the Median Family Income (MFI) Must a Household Earn to Afford Rent?

How Much of the Housing Stock Can the Median Family Income Afford to Buy?

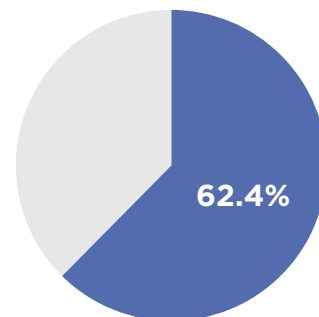
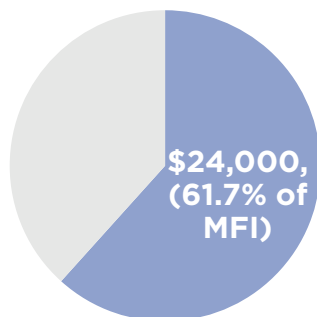
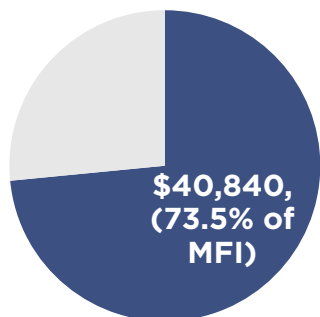
**4 people / 3 bedrooms**

Fair Market Rent: \$1,021

**1 person / 1 bedroom**

Fair Market Rent: \$600

Maximum Affordable Home Value: \$227,878



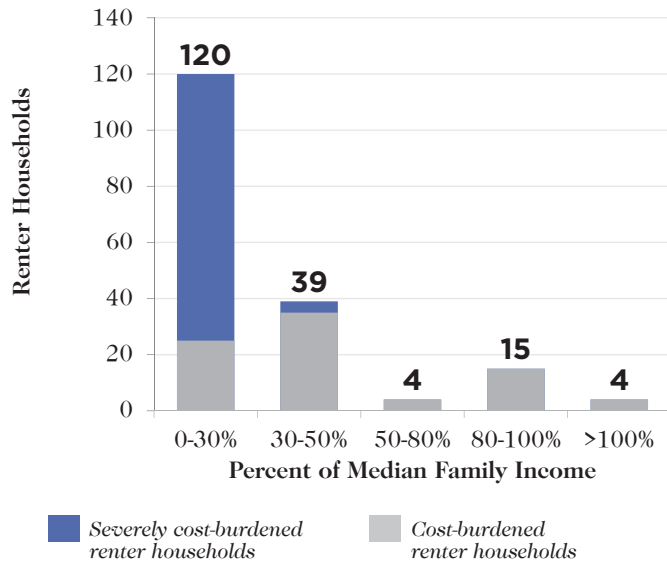
■ required income

■ required income

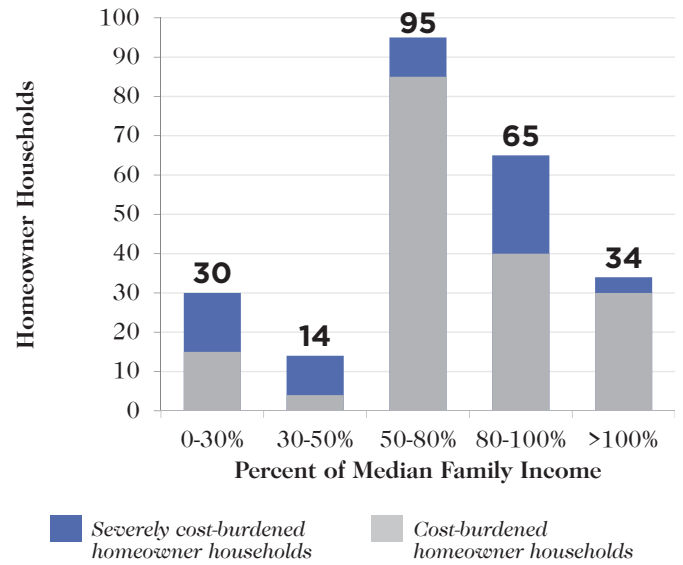
■ % of owner-occupied homes that are affordable

## Cost Burden

### Cost-Burdened **Renter** Households



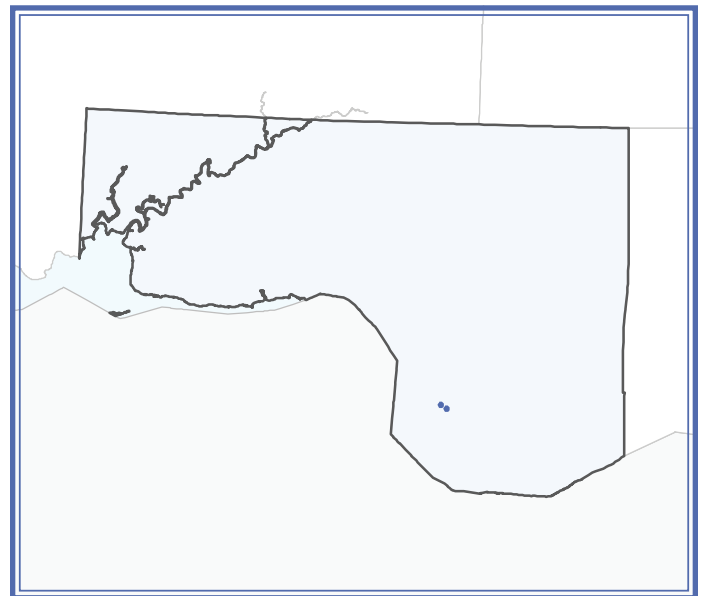
### Cost-Burdened **Homeowner** Households



## Subsidized Housing Inventory

### Subsidized Housing Units, Including Those That Are Scheduled to Expire by 2017

- Subsidized unit
- \* Expiring Section 8 or Section 515 unit
- 25 or fewer units
- 26-50
- 51-100
- 101-150
- 151 or more units



### Subsidized Inventory Characteristics

- Sites: 2
- Units: 19
- Section 8/Section 515 units set to expire by 2017: 0

### Are There Enough Subsidized Units for Eligible Renter Households at Different Income Thresholds?

% of Median Family Income	Renter Households	Subsidized Units for Which They Are Eligible*		Units per 100 Households
		#	%	
0% - 30%	155	19	100.0%	12
30% - 50%	60	17	89.5%	28
50% - 80%	30	7	36.8%	23
80% - 100%	60	0	0.0%	0

\* Income eligibility was not available for all units in the inventory