

Budget Activity: PWB A100 - Drinking Water State Revolving Fund

Purpose: Finance improvements to public water systems to ensure they meet federal and state health requirements

Agency Goal: Improve the health and safety of communities and families

Priority of Government: Improve the health of Washingtonians

Analysis:

Historically, the DWSRF program has constituted 76% of the total project funding.

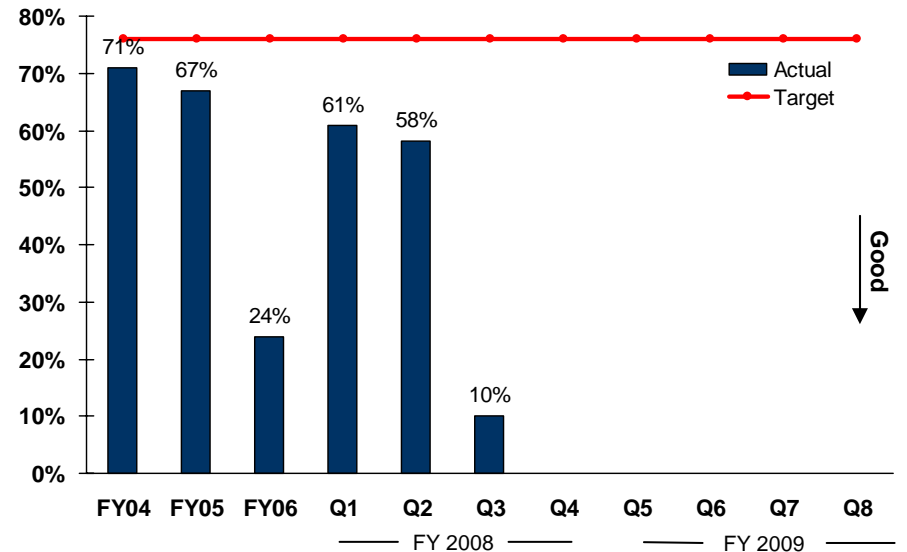
In Q1, there were 13 contracts executed.

In Q2, there were six contracts executed.

In Q3, there three contracts executed.

One project had a significant amount of other funds as shown in the reduced percentage this quarter.

PW01 – Percent of project funding provided by the Public Works Drinking Water State Revolving Fund (output)



Footnote: remaining funding is from other sources such as local, other state and federal

Action Plan

Who

Timeframe

Continue monitoring project funding

Cecilia Gardener

Quarterly

Budget Activity: PWB A100 - Drinking Water State Revolving Fund

Purpose: Finance improvements to public water systems to ensure they meet federal and state health requirements

Agency Goal: Improve the health and safety of communities and families

Priority of Government: Improve the health of Washingtonians

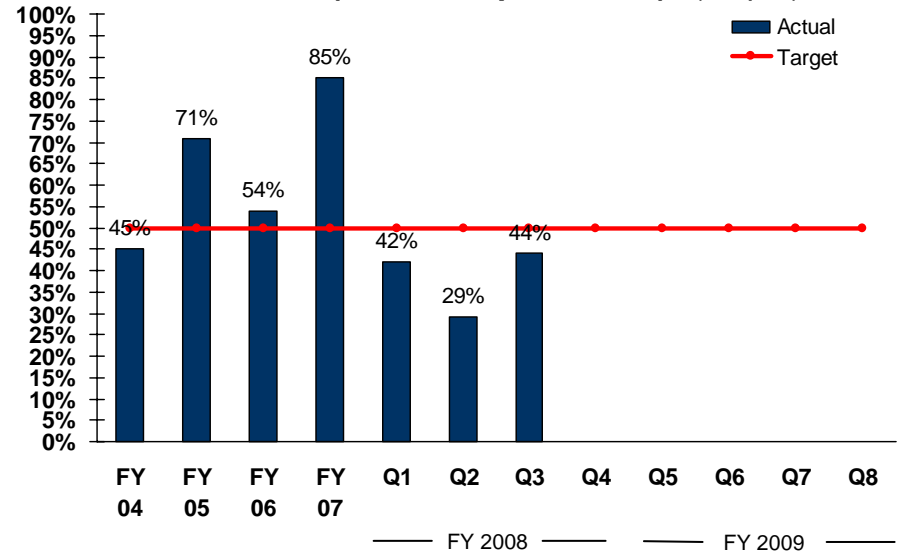
Analysis:

In Q1, 24 projects were scheduled to close out, and only ten closed out.

In Q2, 21 projects were scheduled to close out, and only six closed out.

In Q3, 9 projects were scheduled to close out, and only four closed out.

PW02 - Percent of projects completed on time, as per contract (within scope of work) (output)



Action Plan

Who

Timeframe

Continue working with clients to close out contracts on-time

PWB Field Staff

On-going

Continue monitoring close outs

Cecilia Gardener

Quarterly

Identify barriers to close outs

PWB Staff

On-going

How target was set: Based on historical data

Data Source: PWB contract database

Budget Activity: PWB A113 – Public Works Trust Fund

Purpose: Finance the repair and expansion of essential infrastructure systems in communities throughout the state through low interest loans

Agency Goal: Build livable, vibrant communities that meet the economic, environmental, and social needs of citizens

Priority of Government: Improve the economic vitality of businesses and individuals

Analysis:

Historically, the PWB construction program has constituted 46% of the of the total project funding.

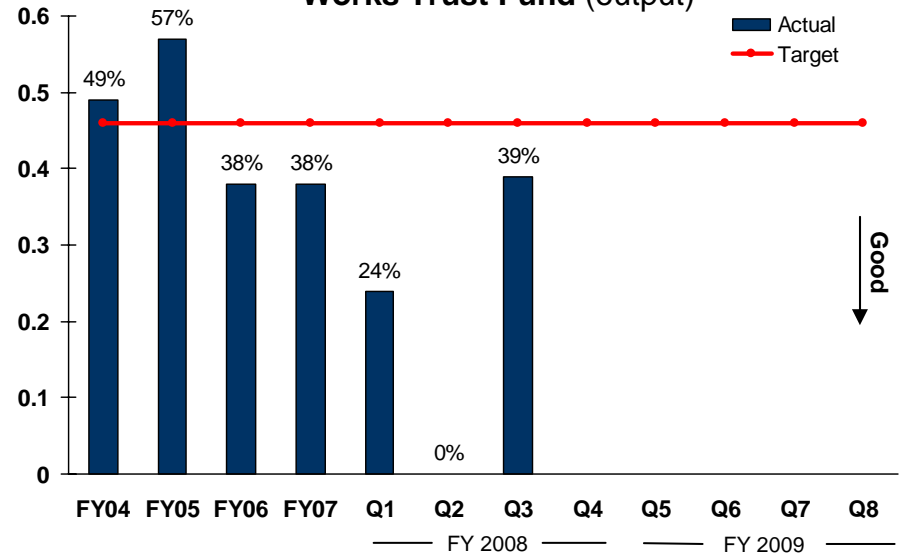
In Q1, one contract was executed and PWB funds accounted for 24% of the total project amount.

In Q2, no contracts were executed.

In Q3, 25 contracts were executed.

We anticipate an additional 26 construction contracts in the next quarter

PW03 - Percent of project funding provided by the Public Works Trust Fund (output)



Footnote: remaining funding is from other sources such as local, other state and federal

Action Plan

Who

Timeframe

Continue monitoring project funding

Cecilia Gardener

Quarterly

Budget Activity: PWB A113 – Public Works Trust Fund

Purpose: Finance the repair and expansion of essential infrastructure systems in communities throughout the state through low interest loans

Agency Goal: Build livable, vibrant communities that meet the economic, environmental, and social needs of citizens

Priority of Government: Improve the economic vitality of businesses and individuals

Analysis:

Jobs are related to Construction projects and most contracts are executed in Q4 each fiscal year.

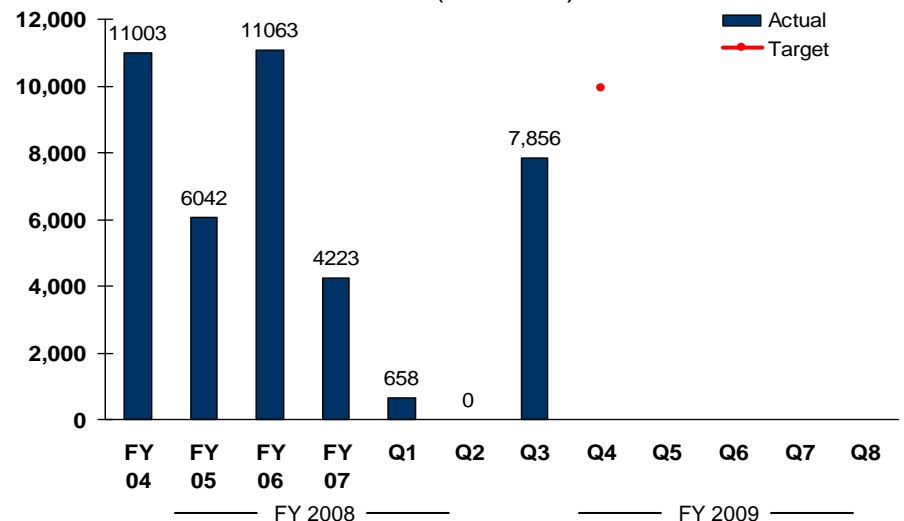
Due to lack of 2009 Construction funding, there will not be any Construction loans executed in Q8.

In Q1, one contract was executed equating to 658 sustained construction jobs.

In Q2, no contracts were executed.

In Q3, 25 contracts were executed equating to 7,856 sustained construction jobs.

PW04 - Construction-related jobs sustained through CTED - Public Works capital and infrastructure investments (outcome)



Footnote: remaining funding is from other sources such as local, other state and federal

Action Plan

Who

Timeframe

Continue monitoring on quarterly basis

Cecelia Gardener

Quarterly

Budget Activity: PWB A113 – Public Works Trust Fund

Purpose: Finance the repair and expansion of essential infrastructure systems in communities throughout the state through low interest loans

Agency Goal: Build livable, vibrant communities that meet the economic, environmental, and social needs of citizens

Priority of Government: Improve the economic vitality of businesses and individuals

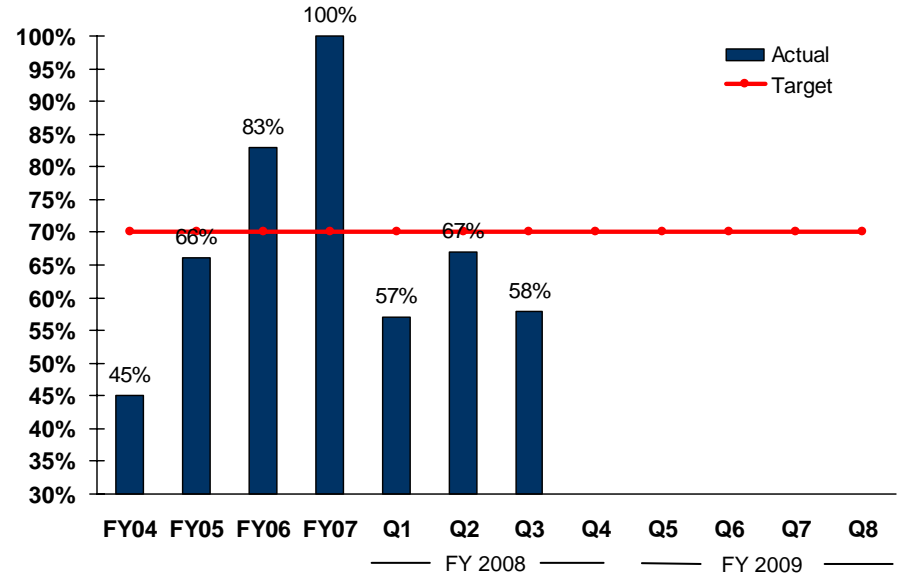
Analysis:

In Q1, seven projects were scheduled to close out, and only four closed out.

In Q2, three projects were scheduled to close out, and only two closed out.

In Q3, thirty-three projects were scheduled to close out, and only 19 closed out.

PW05 - Percent of projects completed on time, as per contract (within scope of work) (output)



Action Plan

Who

Timeframe

Continue working with clients to close out contracts on-time

PWB Field Staff

On-going

Continue monitoring close outs

Cecilia Gardener

Quarterly

Identify barriers to close outs

PWB Staff

On-going

How target was set: Based on historical data

Data Source: PWB contract database

Allotments vs Expenditures (YET) - 3rd Quarter FY 2008

650- Public Works

Subprogram Title	Biennium Dollars Allotted	Allotted Dollars YTD	Expenditures YTD	Variance YTD	Variance %
Drinking Water Loans	0	1,093,189	1,981,142	(887,953)	-81.23%
PWB Admin Claim Services	739,668	271,818	220,804	51,014	18.77%
PWB Admin Executive Director	765,241	269,774	259,297	10,477	3.88%
PWB Admin Finance & Policy	931,779	361,719	323,589	38,130	10.54%
Division Totals	2,436,688	1,996,500	2,784,832	(788,332)	-39.49%

The variance in Drinking Water Loans is related to an interagency agreement with the Department of Health (DOH) to administer loans on their behalf. The negative amount offsets the expenditures that PWB is reimbursed by DOH for loan administration. When the allotments were made, it was expected that expenditures and reimbursements would occur in the same month. Reimbursements are lagging behind expenditures. This is a normal occurrence with agency reimbursements. The positive administrative variance is due to under-spending of Salaries and Benefits because of staff turnover and under-spending of Goods and Services due to postponing of purchases.

FTE Usage (YTD)

Subprogram Title	Biennium Staff Months Allotted	Allotted Staff Months YTD	Actual Staff Months YTD	Variance YTD	Variance %
Drinking Water Loans	0	0	0	0	Review
PWB Admin Claim Services	144	36	35.1	0.9	2.50%
PWB Admin Executive Director	96	24	24.04	-0.04	-0.17%
PWB Admin Finance & Policy	147.6	36.6	35.06	1.54	4.21%
Division Totals	387.6	96.6	94.2	2.4	2.48%