

Budget Activity: PWB A100 - Drinking Water State Revolving Fund

Purpose: Finance improvements to public water systems to ensure they meet federal and state health requirements

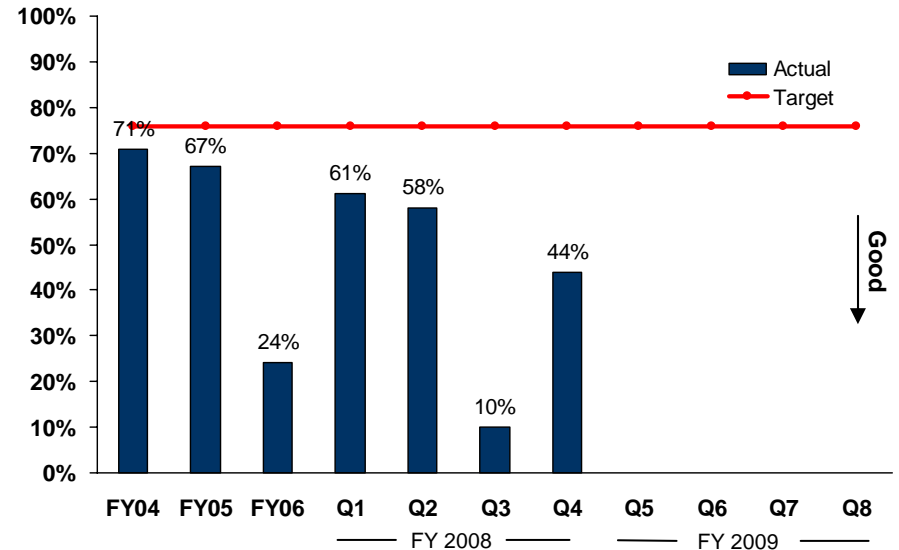
Agency Goal: Improve the health and safety of communities and families

Priority of Government: Improve the health of Washingtonians

Analysis:

- Program was designed to improve drinking water systems and address public health threats.
- The program goal was to have 15% of the resources going to small communities with populations of less than 10,000.
- No local match is required.
- Historically, the DWSRF program has constituted 76% of the total project funding.
- Approximately 50% of the loans are to small private borrowers lacking financial and/or managerial capacity.
- In the process of executing 44 FY 07 loans.
 - 7 have been executed to date
 - 37 remaining contracts pending execution

PW01 – Percent of project funding provided by the Public Works Drinking Water State Revolving Fund (output)



Footnote: remaining funding is from other sources such as local, other state and federal

Action Plan

Who

Timeframe

Continue monitoring project funding

Cecilia Gardener

Quarterly

Complete execution of 07 contracts

Budget Activity: PWB A100 - Drinking Water State Revolving Fund

Purpose: Finance improvements to public water systems to ensure they meet federal and state health requirements

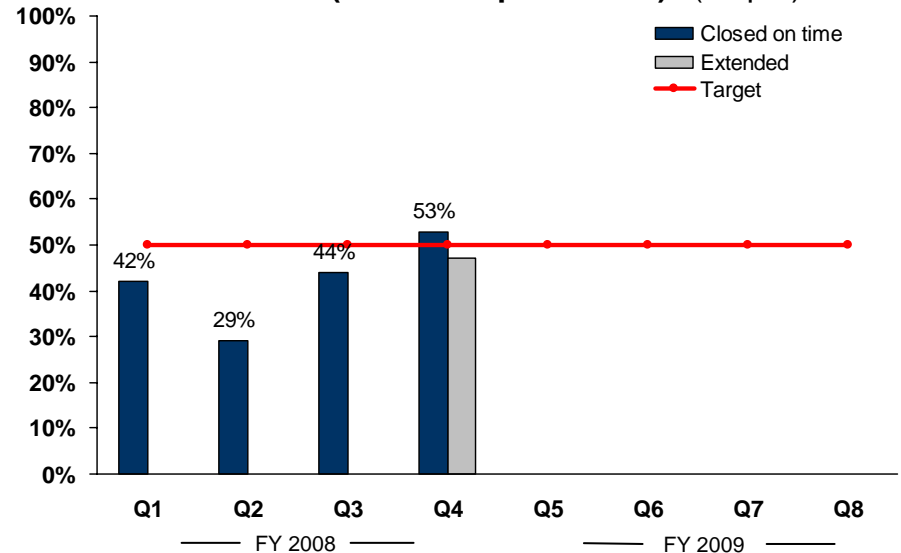
Agency Goal: Improve the health and safety of communities and families

Priority of Government: Improve the health of Washingtonians

Analysis:

- The Public Works Board defines projects completed on time differently than the other infrastructure programs. Historically, so long as the contract closed within the timeframe allowed, including extension amendments, then a project was closed out on time. In order for all CTED infrastructure programs to be defining “closed on time” the same way, the PWB will redefine closed on time to match other programs. New definition of closed on time: On or before original contract closeout date.
- Starting in the 4th quarter of FY 08, staff have identified baseline data that will distinguish projects that are closed out on time, and those that are extended. New definition of closed on time: On or before original contract closeout date. There are currently 93 open contracts, of which 47 already have extensions. This quarter:
 - 17 projects were expected to close out on time
 - 9 projects were closed

PW02 - Percent of projects completed on time, as per contract (within scope of work) (output)



Action Plan

Who

Timeframe

Continue working with clients to close out contracts on-time

PWB Field Staff

On-going

Continue to track new data with new definitions

Cecilia Gardener

On-going

PWB Staff

On-going

Budget Activity: PWB A113 – Public Works Trust Fund

Purpose: Finance the repair and expansion of essential infrastructure systems in communities throughout the state through low interest loans

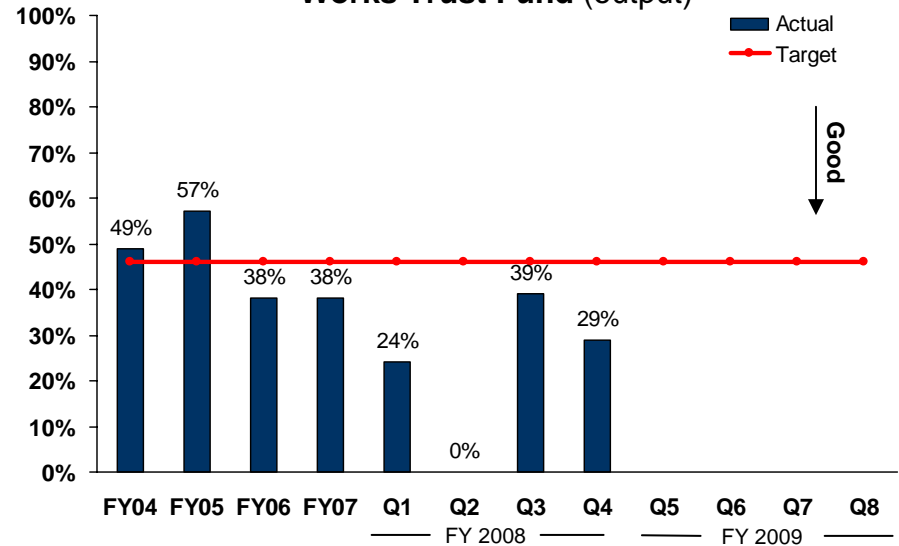
Agency Goal: Build livable, vibrant communities that meet the economic, environmental, and social needs of citizens

Priority of Government: Improve the economic vitality of businesses and individuals

Analysis:

- Historically, the PWB construction program has constituted 46% of the of the total project funding.
- A minimum of 5% local match is required.
- Majority of projects fund sewer improvements.
- Average loan for a sewer project is \$5.5 million. Clients typically need multiple funding sources to pay for these improvements.
- Overall average cost of all PWTF construction projects is \$4.8 million.

PW03 - Percent of project funding provided by the Public Works Trust Fund (output)



Footnote: remaining funding is from other sources such as local, other state and federal

Action Plan

Who

Timeframe

Continue monitoring project funding

Cecilia Gardener

Quarterly

Coordinate with other funders to maximize resources

Cecilia Gardener

Ongoing

Budget Activity: PWB A113 – Public Works Trust Fund

Purpose: Finance the repair and expansion of essential infrastructure systems in communities throughout the state through low interest loans

Agency Goal: Build livable, vibrant communities that meet the economic, environmental, and social needs of citizens

Priority of Government: Improve the economic vitality of businesses and individuals

Analysis:

Jobs are related to Construction projects and most contracts are executed in Q4 each fiscal year.

Due to lack of 2009 Construction funding, there will not be any Construction loans executed in Q8.

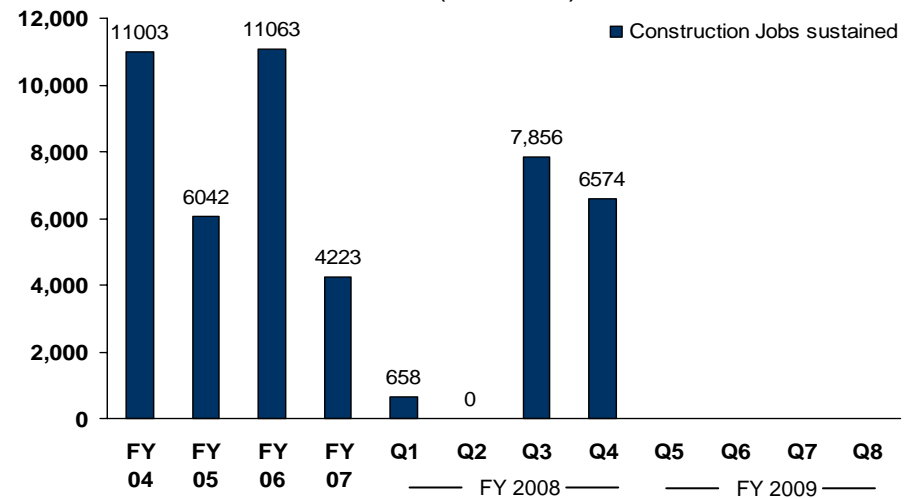
In Q1, one contract was executed equating to 658 sustained construction jobs.

In Q2, no contracts were executed.

In Q3, 25 contracts were executed equating to 7,856 sustained construction jobs.

In Q4, 46 contracts were executed, equating to 6,574 sustained construction jobs.

PW04 - Construction-related jobs sustained through CTED - Public Works capital and infrastructure investments (outcome)



Action Plan

Who

Timeframe

Continue monitoring on quarterly basis

Cecelia Gardener

Quarterly

Budget Activity: PWB A113 – Public Works Trust Fund

Purpose: Finance the repair and expansion of essential infrastructure systems in communities throughout the state through low interest loans

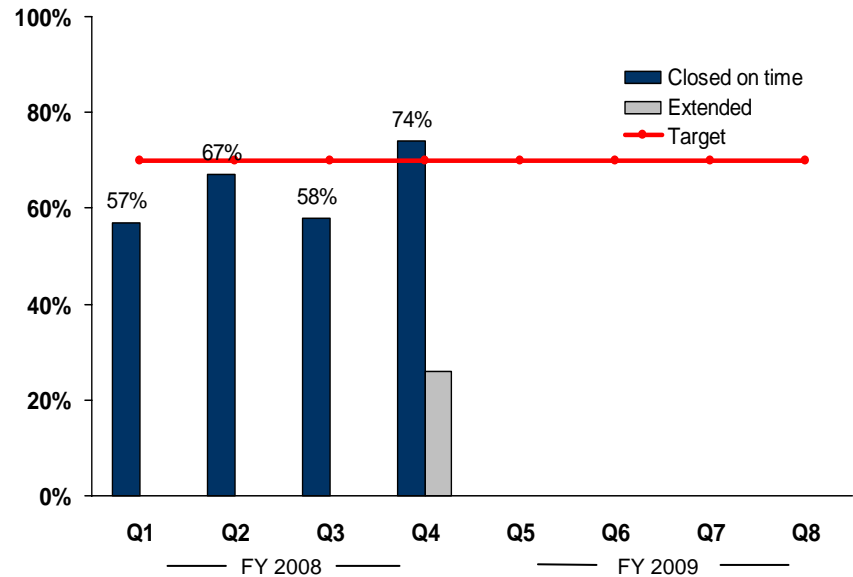
Agency Goal: Build livable, vibrant communities that meet the economic, environmental, and social needs of citizens

Priority of Government: Improve the economic vitality of businesses and individuals

Analysis:

- The Public Works Board defines projects completed on time differently than the other infrastructure programs. Historically, so long as the contract closed within the timeframe allowed, including extension amendments, then a project was closed out on time. In order for all CTED infrastructure programs to be defining “closed on time” the same way, the PWB will redefine closed on time to match other programs. New definition of closed on time: On or before original contract closeout date.
- Starting in the 4th quarter of FY 08, staff have identified baseline data that will distinguish projects that are closed out on time, and those that are extended.
- Currently there are 284 open PWTF Construction, Pre-Construction, Planning, and Emergency loans. Of those 284, 74 have already received extensions. This quarter, there were 65 loans anticipated to close, 17 received extensions and 48 closed on time.

PW05 - Percent of projects completed on time, as per contract (within scope of work) (output)



Action Plan

Who

Timeframe

Continue working with clients to close out contracts on-time

PWB Field Staff

On-going

New PWTF application will award 20% of point to Ready to proceed.

Cecilia Gardener

Quarterly

Identify barriers to close outs

PWB Staff

On-going

How target was set: Based on historical data

Data Source: PWB contract database

Allotments vs Expenditures (YET) – 4th Quarter FY 2008

(represents June expenditures and FTEs in the system as of July 15th.)

Subprogram Title	Biennium Dollars Allotted	Allotted Dollars YTD	Expenditures YTD	Variance YTD	Variance %
Drinking Water Loans (IAG)	-	-	-	-	0.00%
PWB Admin Claim Services	730,601	362,859	327,375	35,484	9.78%
PWB Admin Executive Director	758,495	375,410	356,166	19,244	5.13%
PWB Admin Finance & Policy	924,379	471,207	465,417	5,790	1.23%
Division Totals	2,413,475	1,209,476	1,148,958	60,518	5.00%

No variances over 10 percent.

FTE Usage (YTD)

(represents June FTEs in the system as of July 15th.)

Subprogram Title	Biennium Staff Months Allotted	Allotted Staff Months YTD	Actual Staff Months YTD	Variance YTD	Variance %
Drinking Water Loans	0.00	0.00	0.00	0.00	IAG
PWB Admin Claim Services	144.00	72.00	71.16	0.84	1.17%
PWB Admin Executive Director	96.00	48.00	46.39	1.61	3.35%
PWB Admin Finance & Policy	147.60	73.20	72.24	0.96	1.31%
Division Totals	387.60	193.20	189.79	3.41	1.77%